


Measuring and Modulating Brain Activity



neuroConn DC-STIMULATOR PLUS

Programmable direct and alternating current stimulator

The DC-**Stimulator** PLUS is a stimulator for use in scientific research that provides a stimulation with weak currents, either direct or alternating, (transcranial Electrical Stimulation tES), within non-invasive Interventional Neurophysiology. The electrical charge and current density applied through a constant current source are far below the threshold for releasing a stimulus. Depending on the duration, the used current, the current density, and the frequency the stimulation has a modular effect on existing neuronal elements by either activating or inhibiting cortical activity.

Advantages of the DC-STIMULATOR PLUS:

- Highest patient safety standards due to multistage monitoring of the current path, automatic termination of the stimulation, as well as continuous monitoring of the electrode impedance
- Intuitive menu navigation via display and four buttons
- Individual setting and saving of the stimulation parameters
- Programmable treatment schedule with limited menu access*
- Study mode for double-blind active and sham stimulation*
- Signal output for online-correction of the EEG signal during tDCS or tACS/tRNS*
- Extension for use of the DC-STIMULATOR PLUS in fMRI scanners*

* optional

Moving thought

neuroCare 

CE

DC-STIMULATOR PLUS Features

- 1 channel transcranial stimulator for unipolar (DC) and bipolar (AC) stimulation
- Four different stimulation settings definable
- Active and sham stimulation
- Stimulation modes:
 - „tDCS“ stimulation mode: continuous stimulation, adjustable current of 0 up to $\pm 4,500 \mu\text{A}^{[1]}$, duration 15–1,800 s, increment 15 s, duration of fade-in / fade-out 1–120 s, increment 1 s
 - „Pulse“ stimulation mode: cyclic turning on/off of stimulation, duration of complete pulse cycle/interstimulus interval (ISI) 300–2,000 ms, increment 100 ms, number of pulse cycles 1–500
 - „Sinus“ stimulation mode: bipolar sinus waves, adjustable current of 0 up to $3,000 \mu\text{A}_{\text{ss}}$ in $25 \mu\text{A}$ increments, offset $0-\pm 1,000 \mu\text{A}$, increment $10 \mu\text{A}$, frequencies of 0–250 Hz, increment 0.01 Hz, adjustable phase 0–360° in 5° steps, duration 0–480 min
 - „Noise“ stimulation mode: normally distributed broadband low and high frequency noise, adjustable current of 0 up to $1,500 \mu\text{A}_{\text{ss}}$, offset $0-\pm 1,000 \mu\text{A}$, duration 0–1,800 s in 5 s increments, fade-in / fade out period of 0–120 s
- Internal 16bit D/A conversion
- Internal time resolution < 1 ms (sample rate 2,048 sps)
- Current supply via built-in rechargeable batteries
- Continuous operation time approx. 5 h
- Max. 1% relative direct current fault tolerance in all options
^[1] depending on load impedance and features

Optional features:

Schedule mode to set up a treatment schedule for your patient

For the safe and controlled operation of the device in the absence of medical staff. The therapist sets up the parameters of the stimulation and a schedule. The patient can only start the stimulation and only at the predefined time. The patient cannot make any changes to the settings. An internal logfile records all actions for later analysis.

Study mode for double-blind studies

The study mode encodes sham and active stimulation using one out of 200 5-digit codes. There are four settings available to meet even complex study conditions. The parameters can be set individually. As long as the study mode is enabled, only the study manager can change the parameters.

fMRI Add-on

The DC-STIMULATOR PLUS can be extended with filter boxes and cables for operation within an fMRI scanner. This optional module allows artifact-free MRI images even during EPI sequences. The module has been tested for 1.5 and 3 Tesla scanners.

Signal Out for EEG-measurement during tACS / tRNS

Signal Out allows you to track, analyze and process the voltage waveform the DC-STIMULATOR PLUS sends out to external devices (e. g. Oscilloscope, measuring amplifier, PC). In combination with our EEG-system NEURO PRAX® you can measure online-corrected EEG signals even during tACS/tRNS. This is unique worldwide.

Further options:


- Operation via externally controlled voltage source (option Remote)
- Trigger module to safely connect external trigger
- Phase-synchronous trigger output when sinus stimulation is used




neuroCare Group GmbH
Rindermarkt 7
80331 München Germany
T +49-89-215 471 299 5
F +49-89-215 471 299 1
info@neurocaregroup.com
www.neurocaregroup.com



neuroConn GmbH
Albert-Einstein-Straße 3
98693 Ilmenau
Germany



example of use

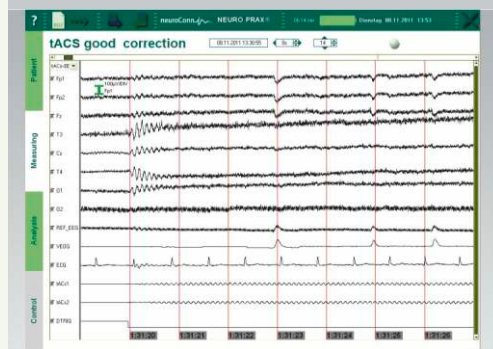


1 Anode | 2 Cathode | 3 and 4 Trigger in

front panel



back side with all optional connections



option Signal Out: Online-corrected EEG signals during tACS



For sales and product enquiries, please contact:

Rogue Resolutions Ltd
The Creative Quarter
8a Morgan Arcade
CARDIFF
CF101AF

info@rogue-resolutions.com
www.rogue-resolutions.com